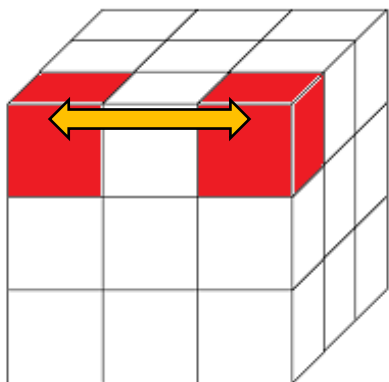
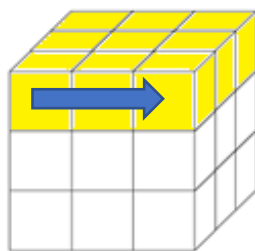


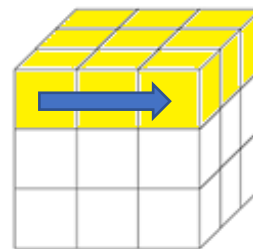
R, U', R', U', F', U, F



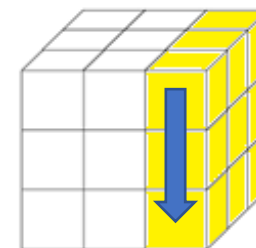
上段の隣り合ったコーナー  
キューブの位置を入れ替えます。  
(UFLとUFRを入れ替えます)  
(コーナーキューブの向きは  
変わります)



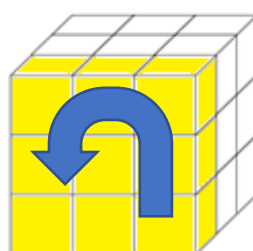
R



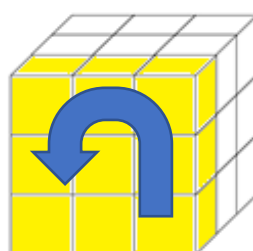
U'



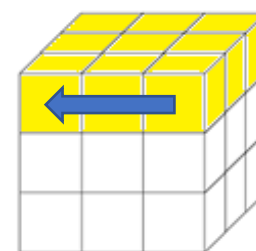
R'



U'

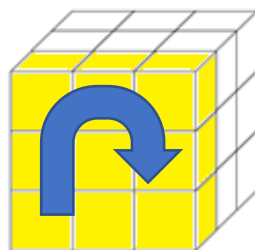


F'



U

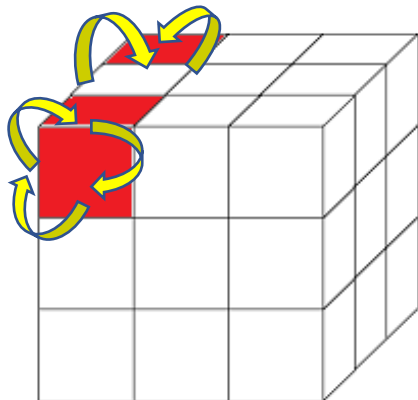
<https://youtu.be/e5dHNvHhpEw>



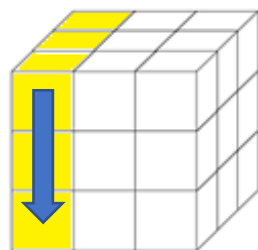
F

2点交換手順 (手順1)

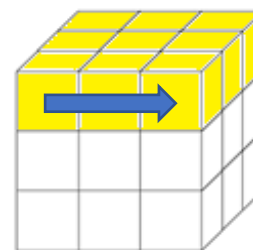
L, U', L, U', L, U', L', U, L', U, L', U



## 2点回転手順(手順2)



L



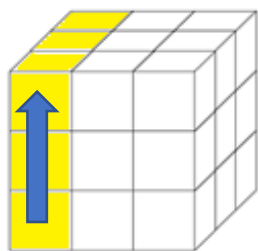
U'

L,U'をあと2回繰り返す

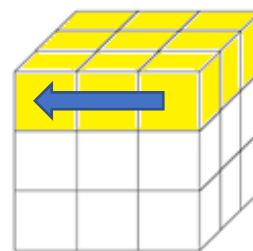
上段二つのキューブを2個同時に回転させます。  
上段左手前 (UFL)と上段左奥(UDL)  
を回転させます。

(UFL) U面=>F面=>L面=>U面に

(UDL) U面=>D面=>L面=>U面に



L'



U


L',Uを後2回繰り返す

<https://youtu.be/zuCeQ0BK80g>

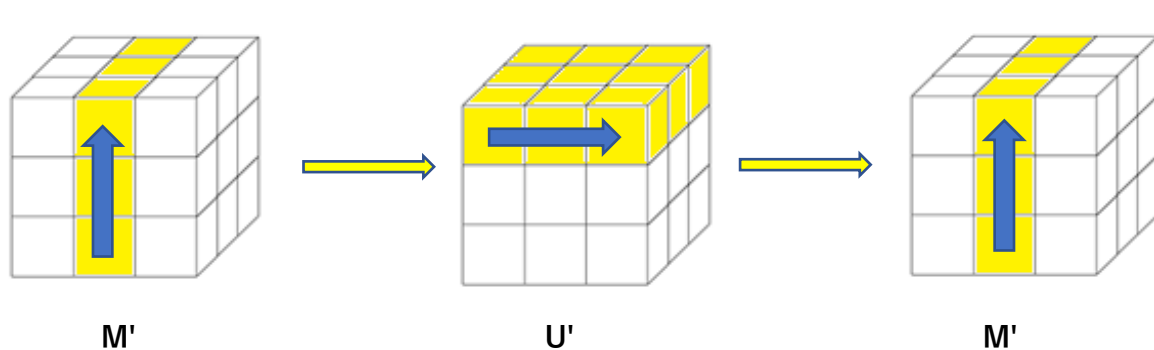


M', U', M', U', M', U<sup>2</sup>, M, U', M, U, M, U<sup>2</sup>

<https://youtu.be/OU2ME2Yglvk>



### ルービックスマヌーバー(手順3)



M列のエッジを2個同時に反転させます。

